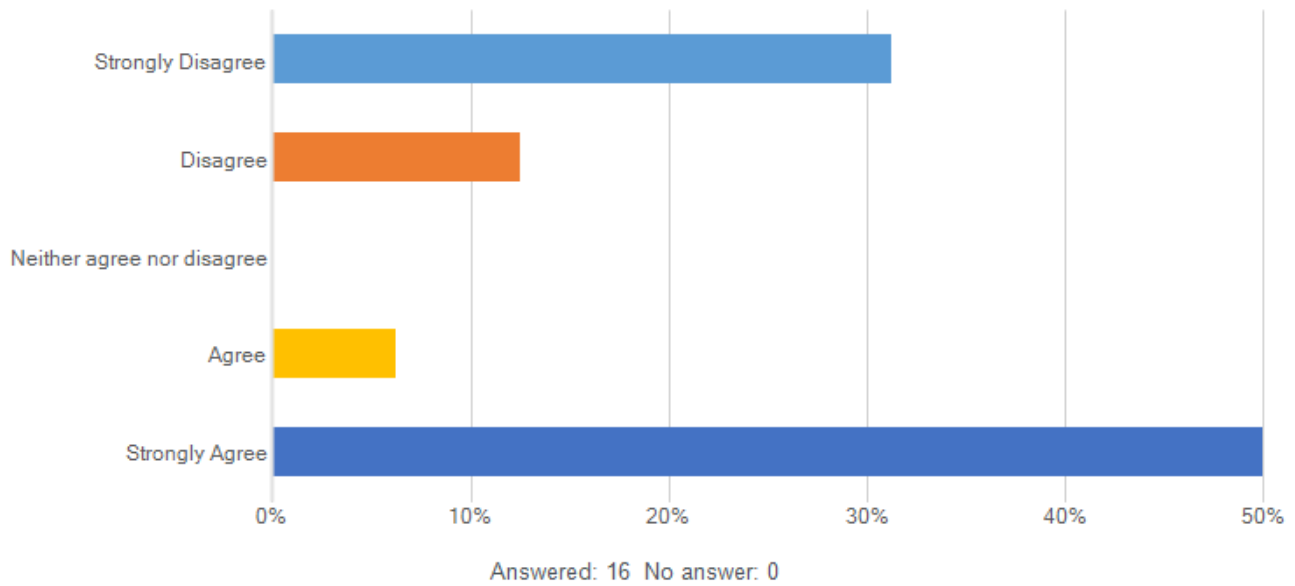


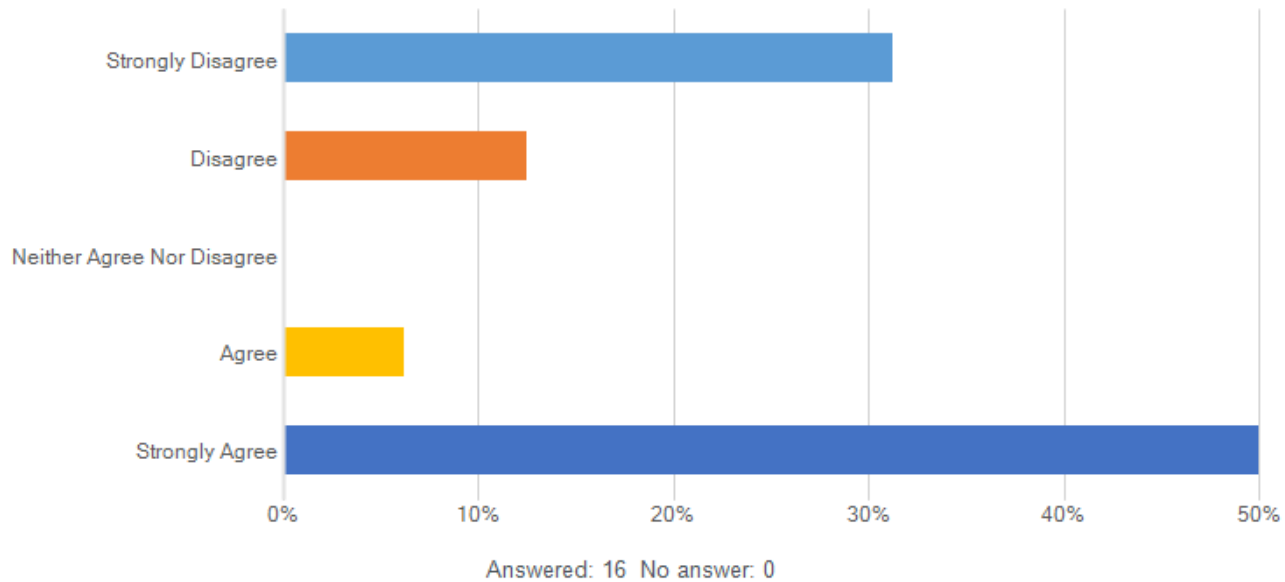
Senior Schooling Wednesday P5 Survey - Parents1. My child has benefited from having period 5 Wednesday free to either leave school early or stay at school to study.



| Answer choice | Responses | Percent |
|----------------------------|-----------|---------|
| Strongly Disagree | 5 | 31.3% |
| Disagree | 2 | 12.5% |
| Neither agree nor disagree | 0 | 0.0% |
| Agree | 1 | 6.3% |
| Strongly Agree | 8 | 50.0% |
| Total | 16 | 100% |

| Min | Max | Mean | Variance | Standard deviation | Total n | Valid n |
|-----|-----|------|----------|--------------------|---------|---------|
| 1 | 5 | 3.3 | 3.6 | 1.9 | 16 | 16 |

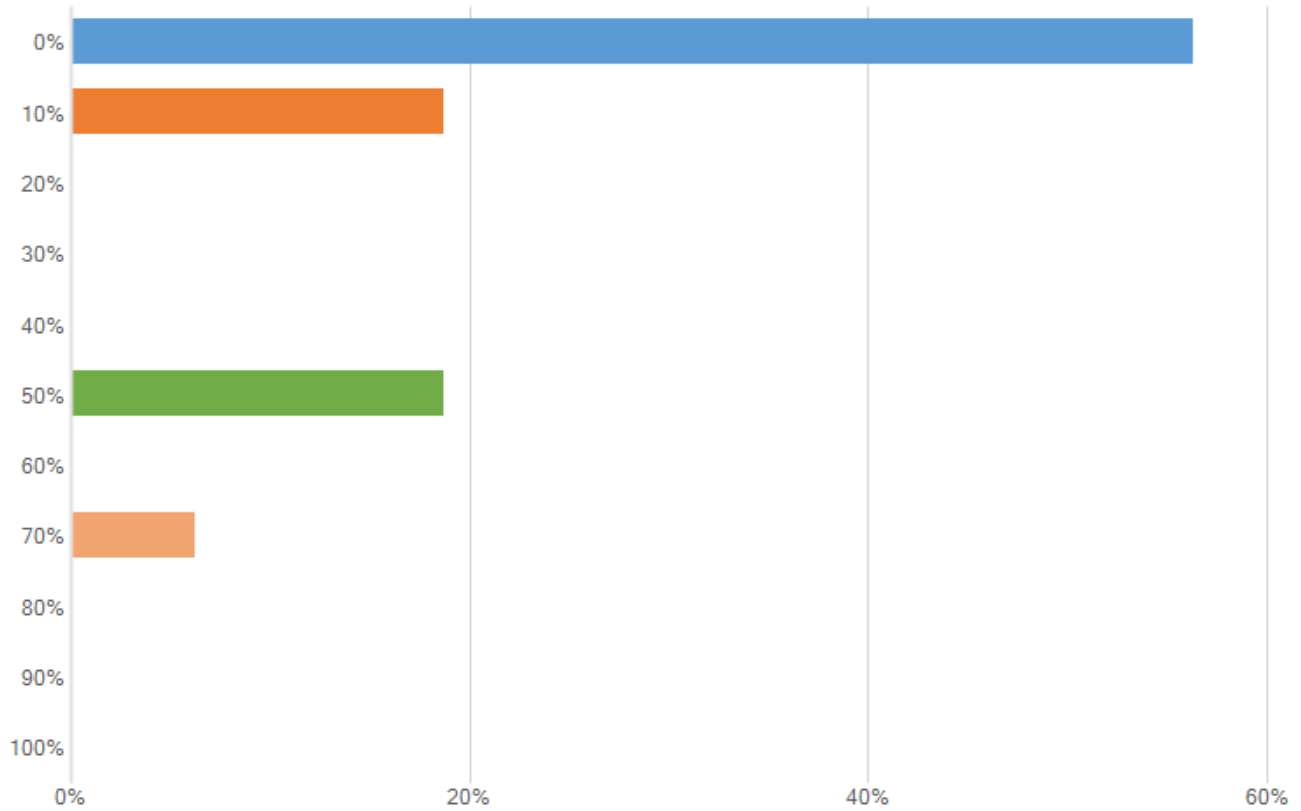
2. I think students having period 5 Wednesday free to leave or stay at school is beneficial and should continue.



| Answer choice | Responses | Percent |
|----------------------------|-----------|---------|
| Strongly Disagree | 5 | 31.3% |
| Disagree | 2 | 12.5% |
| Neither Agree Nor Disagree | 0 | 0.0% |
| Agree | 1 | 6.3% |
| Strongly Agree | 8 | 50.0% |
| Total | 16 | 100% |

| Min | Max | Mean | Variance | Standard deviation | Total n | Valid n |
|-----|-----|------|----------|--------------------|---------|---------|
| 1 | 5 | 3.3 | 3.6 | 1.9 | 16 | 16 |

3. How often does your child choose to stay back at school during period 5 on Wednesdays?



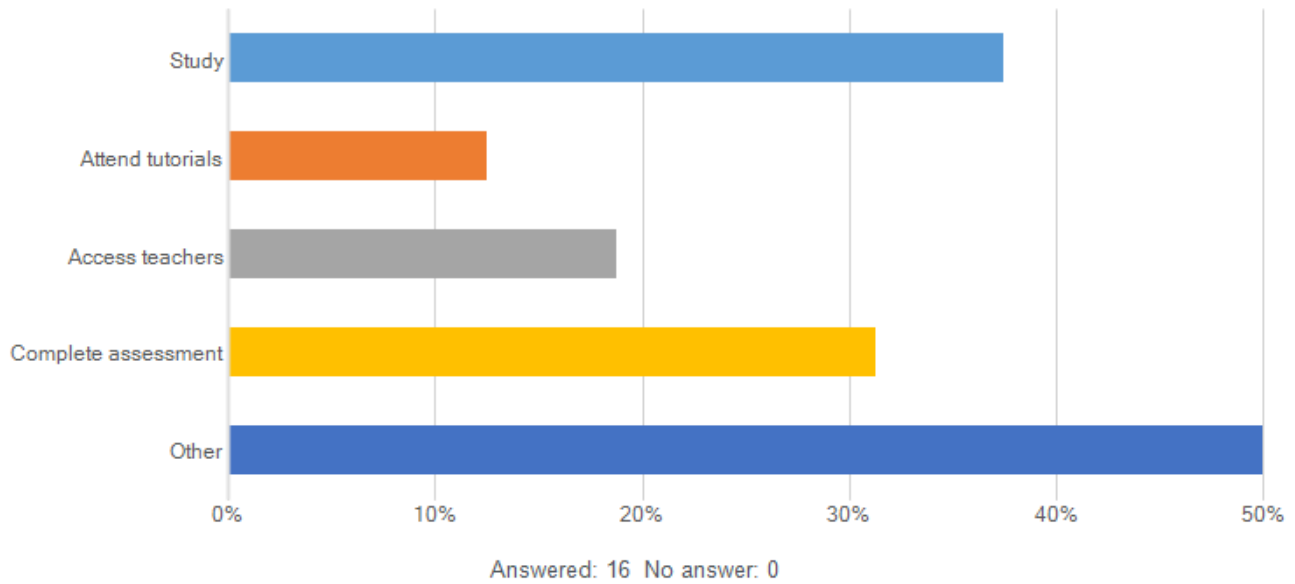
Answered: 16 No answer: 0

| Answer choice | Responses | Percent |
|---------------|-----------|---------|
| 0% | 9 | 56.3% |
| 10% | 3 | 18.8% |
| 20% | 0 | 0.0% |
| 30% | 0 | 0.0% |
| 40% | 0 | 0.0% |
| 50% | 3 | 18.8% |
| 60% | 0 | 0.0% |
| 70% | 1 | 6.3% |
| 80% | 0 | 0.0% |
| 90% | 0 | 0.0% |
| 100% | 0 | 0.0% |

| Answer choice | Responses | Percent |
|----------------------|------------------|----------------|
| Total | 16 | 100% |

| Min | Max | Mean | Variance | Standard deviation | Total n | Valid n |
|------------|------------|-------------|-----------------|---------------------------|----------------|----------------|
| 1 | 8 | 2.6 | 5.9 | 2.4 | 16 | 16 |

4. When my child chooses to stay at school, they:(Tick as many as applicable)



(respondent could choose more than one response)

| Answer choice | Responses | Percent |
|---------------------|-----------|---------|
| Study | 6 | 37.5% |
| Attend tutorials | 2 | 12.5% |
| Access teachers | 3 | 18.8% |
| Complete assessment | 5 | 31.3% |
| Other | 8 | 50.0% |
| Total Respondents | 16 | |

Other

stay(5) don(4) school(3)

| Responses (Valid n = 6) |
|---|
| Doesn't stay at school |
| Don't stay at school |
| my child does not choose to stay at school |
| Nothing |
| They don't stay. And they don't work at home either |
| they don't stay |

